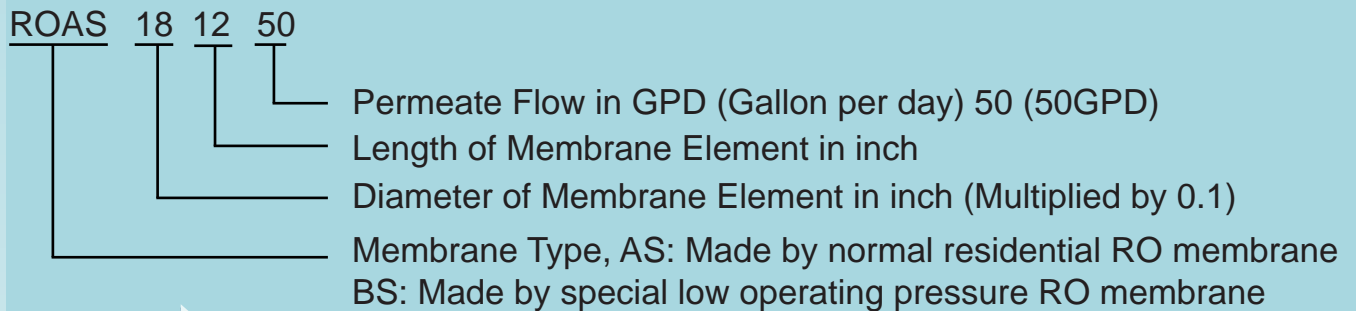


MS[®] Residential RO Element

-----Your Safe Our Success

Membrane Solutions

NOMENCLATURE



DESCRIPTION

MS[®] Residential RO Elements can remove organics, microorganism, virus, metal ion, cancer-organic substance, and other soluble salt.



APPLICATION

- ☑ Straight drink machine
- ☑ Household water purifier
- ☑ Purifying devices in hospital
- ☑ Mountain area



FEATURES

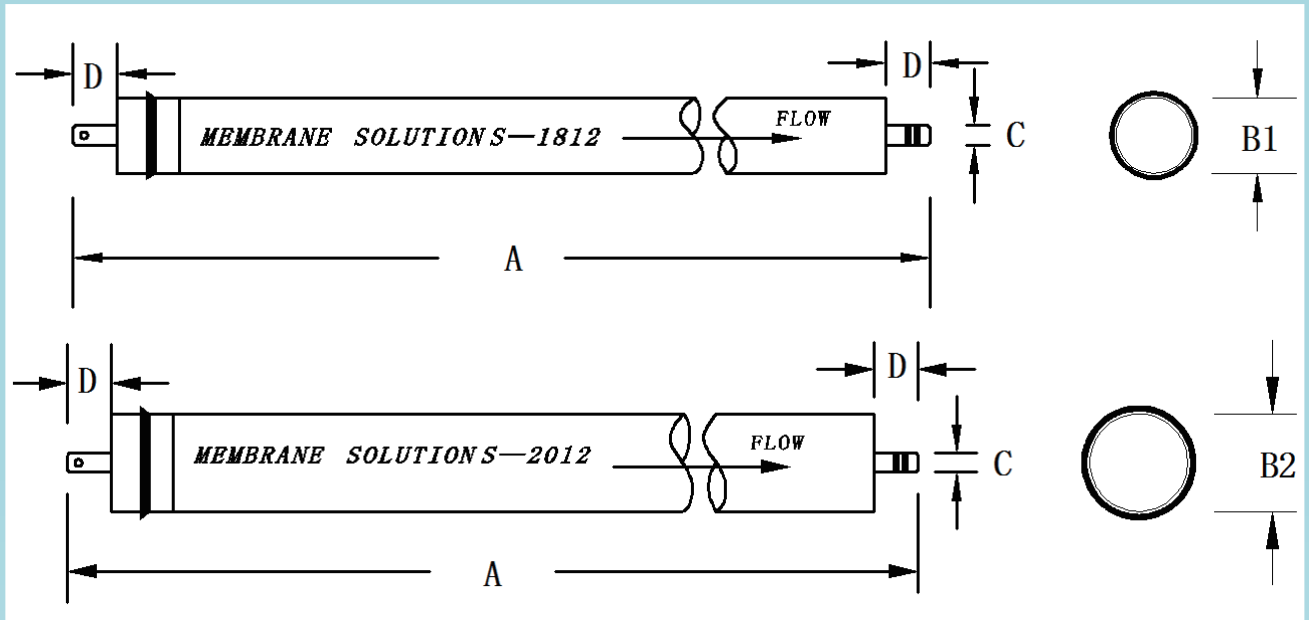
- ☑ Operated in the pressure lowest at 45psi
- ☑ Stable permeate water
- ☑ Remove most of harmful substance
- ☑ Save 20%~30% cost most
- ☑ ROBS-1812-60 elements can be used without pump or water tank

MS[®] Residential RO Element

-----Your Safe Our Success



DIMENSIONS



Model of Element	A inch (mm)	B1/B2 inch (mm)	C inch (mm)	D inch (mm)
ROAS-1812-50	11.7 (298)	1.8 (44.5)	0.68 (17)	21 (0.82)
ROAS-1812-75	11.7 (298)	1.8 (44.5)	0.68 (17)	21 (0.82)
ROBS-1812-60	11.7 (298)	1.8 (44.5)	0.68 (17)	21 (0.82)
ROAS-2012-100	11.7 (298)	2.0 (48.2)	0.68 (17)	21 (0.82)

PROPERTIES

Model of Element	Average Permeated Flow GPD (m ³ /d)	Stable Rejection Rate (%)	Minimum Rejection Rate (%)	Testing Pressure(psi)
ROAS-1812-50	50(0.2)	97	95	60
ROAS-1812-75	75(0.28)	97	95	60
ROBS-1812-60	60(0.23)	93	91	45
ROAS-2012-100	100(0.40)	96	95	60

Note:

- The permeate flow listed in the table is the average value. The permeate flow of single membrane element is within a tolerance not exceeding $\pm 15\%$ of the nominal value.



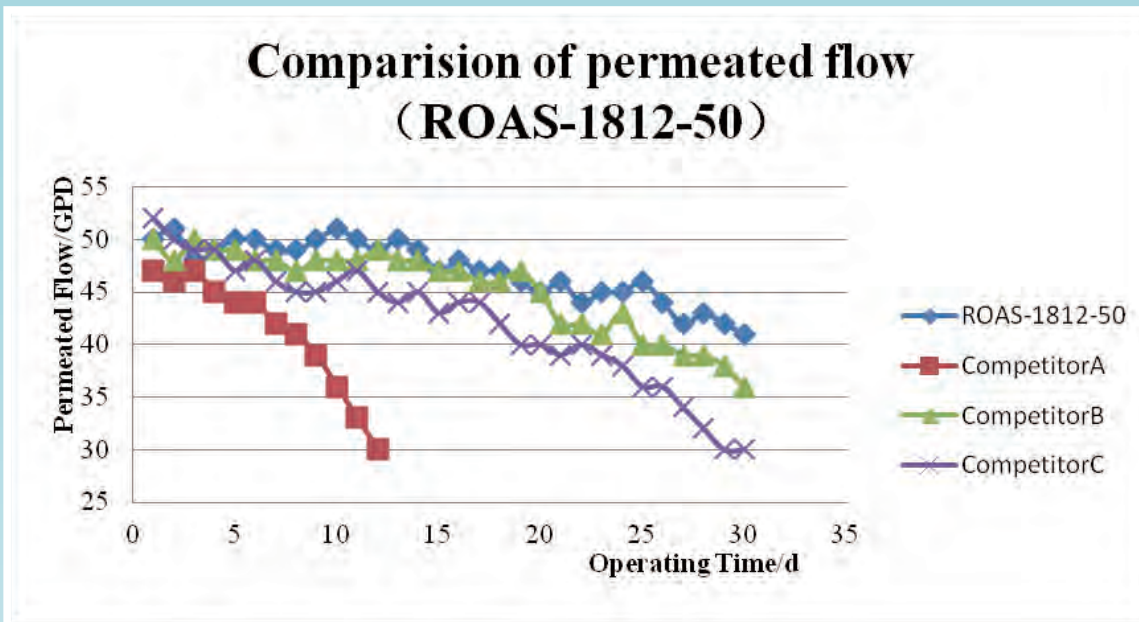
PROPERTIES

Note: /

② The test condition is as showed in the follow table :

Testing Solution Concentration (NaCl)	250ppm
Testing Solution Temperature	25°C (77°F)
pH Value of Testing Solution	7.5
Recovery Rate of Single Element	15%

③ Comparison of MS Residential products with other competitors



* In this test, the purification equipment was run for 8h per day, and the test was lasted for 30days in conventional using condition.

OPERATION LIMITS AND CONDITIONS

Max. Feed water Temperature	45°C (113°F)
Max. Working Pressure	20.7bar (300psi)
Max. Feed water Permeated Flow	7.6LPM (2.0GPM)
pH Range of Feed water during Operation	3~10
Max. Feed water SDI ₁₅	5
Residual Chlorine Concentration of Feed water	≤0.1ppm



ATTENTION

- 1 In order to ensure the authenticity and stability of the testing date of the product by MS, the date was tested one hour after the system start-up, and it is strongly recommended the users to discard the RO-filtered water during the first hour after the system start-up.
- 2 In some special cases, the membrane may be damaged by degradation reaction caused by active chlorine or other oxidizing agents. MS RO products can resist active chlorine damage for a short time, but they will be damaged by continuous contact with active chlorine. In this case, MS suggests customers to pre-treat any residue chlorine before using the membrane element.
- 3 During storage time and run operation time, it is strictly prohibited to dose any chemical medicament that may be harmful to membrane. In case of any violation in using this kind of chemical medicament, MS assumes no liability for any outcome incurred here from.

